



Ministry of Finance



 75
Azadi Ka
Amrit Mahotsav


₹ 1,43,612 crore gross GST revenue collected in the month of August 2022

Revenues for the month of August 2022 28% higher than the GST revenues in the same month in 2021

Monthly GST revenues more than the ₹ 1.4 lakh crore for six months in a row

Posted On: 01 SEP 2022 11:46AM by PIB Delhi

The gross GST revenue collected in the month of August 2022 is

₹ 1,43,612 crore of which CGST is ₹ 24,710 crore, SGST is ₹ 30,951 crore, IGST is ₹ 77,782 crore (including ₹ 42,067 crore collected on import of goods) and cess is ₹ 10,168 crore (including ₹ 1,018 crore collected on import of goods).

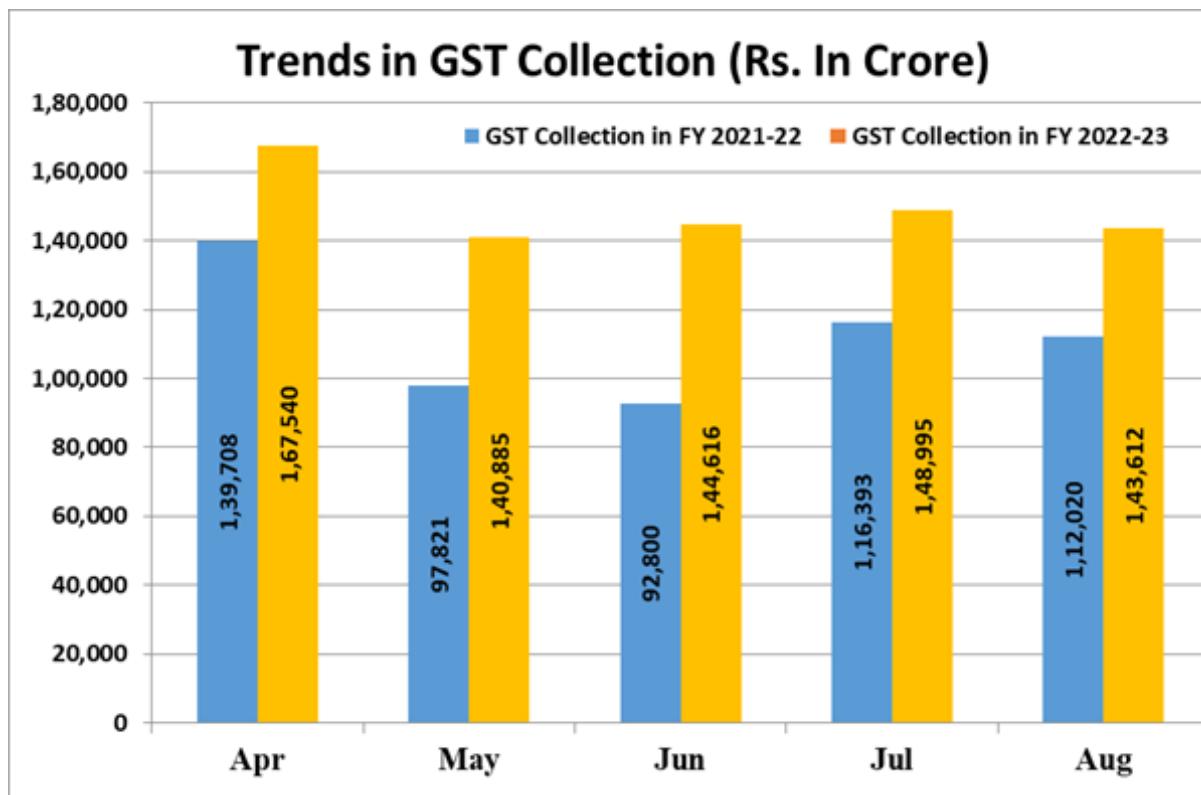
The government has settled ₹ 29,524 crore to CGST and ₹ 25,119 crore to SGST from IGST. The total revenue of Centre and the States in the month of August 2022 after regular settlement is ₹ 54,234 crore for CGST and ₹ 56,070 crore for the SGST.

The revenues for the month of August 2022 are **28% higher** than the GST revenues in the same month last year of ₹ 1,12,020 crore. During the month, revenues from import of goods was 57% higher and the revenues from domestic transaction (including import of services) are 19% higher than the revenues from these sources during the same month last year.

For six months in a row now, the monthly GST revenues have been more than the ₹ 1.4 lakh crore mark. The growth in GST revenue till August 2022 over the same period last year is 33%, continuing to display very high buoyancy. This is a clear impact of various measures taken by the Council in the past to ensure better compliance. Better reporting coupled with economic recovery has been having positive impact on the GST revenues on a consistent basis. During the month of July 2022, 7.6 crore e-way bills were generated, which was marginally higher than 7.4 crore in June 2022 and 19% higher than 6.4 crore in July 2021.








The chart below shows trends in monthly gross GST revenues during the current year. The table shows the state-wise figures of GST collected in each State during the month of August 2022 as compared to August 2021.









State-wise growth of GST Revenues during August 2022

State	Aug-21	Aug-22	Growth
Jammu and Kashmir	392	434	11%
Himachal Pradesh	704	709	1%
Punjab	1,414	1,651	17%
Chandigarh	144	179	24%
Uttarakhand	1,089	1,094	0%
Haryana	5,618	6,772	21%
Delhi	2,605	4,340	21%



 Rajasthan	3,049	3,341	10%
 Uttar Pradesh	5,946	6,781	14%
 Bihar	1,037	1,271	23%
 Sikkim	219	247	13%
 Arunachal Pradesh	53	59	11%
Nagaland	32	38	18%
Manipur	45	35	-22%
Mizoram	16	28	78%
Tripura	56	56	0%
Meghalaya	119	147	23%
Assam	959	1,055	10%
West Bengal	3,678	4,600	25%
Jharkhand	2,166	2,595	20%
Odisha	3,317	3,884	17%
Chhattisgarh	2,391	2,442	2%
Madhya Pradesh	2,438	2,814	15%
Gujarat	7,556	8,684	15%
Daman and Diu	1	1	4%
Dadra and Nagar Haveli	254	310	22%



 Maharashtra	15,175	18,863	24%
 Karnataka	7,429	9,583	29%
 Goa	285	376	32%
 Lakshadweep	1	0	-73%
 Kerala	1,612	2,036	26%
 Tamil Nadu	7,060	8,386	19%
Puducherry	156	200	28%
Andaman and Nicobar Islands	20	16	-21%
Telangana	3,526	3,871	10%
Andhra Pradesh	2,591	3,173	22%
Ladakh	14	19	34%
Other Territory	109	224	106%
Center Jurisdiction	214	205	-4%
Grand Total	84,490	1,00,526	19%

1]Does not include GST on import of goods

RM/MV/KMN

(Release ID: 1855967) Visitor Counter : 483

Read this release in: Gujarati



