



Ministry of Finance



₹1,40,885 crore gross GST Revenue collection for May 2022; increase of 44% year-on-year

in GST collection crosses ₹1.40 lakh crore mark 4th time since inception of GST; 3rd month at a stretch since March 2022

Posted On: 01 JUN 2022 1:28PM by PIB Delhi

The gross GST revenue collected in the month of May 2022 is **₹1,40,885 crore** of which CGST is **₹25,036 crore**, SGST is **₹32,001 crore**, IGST is **₹73,345 crore** (including **₹ 37469 crore** collected on import of goods) and cess is **₹10,502 crore** (including **₹931 crore** collected on import of goods).

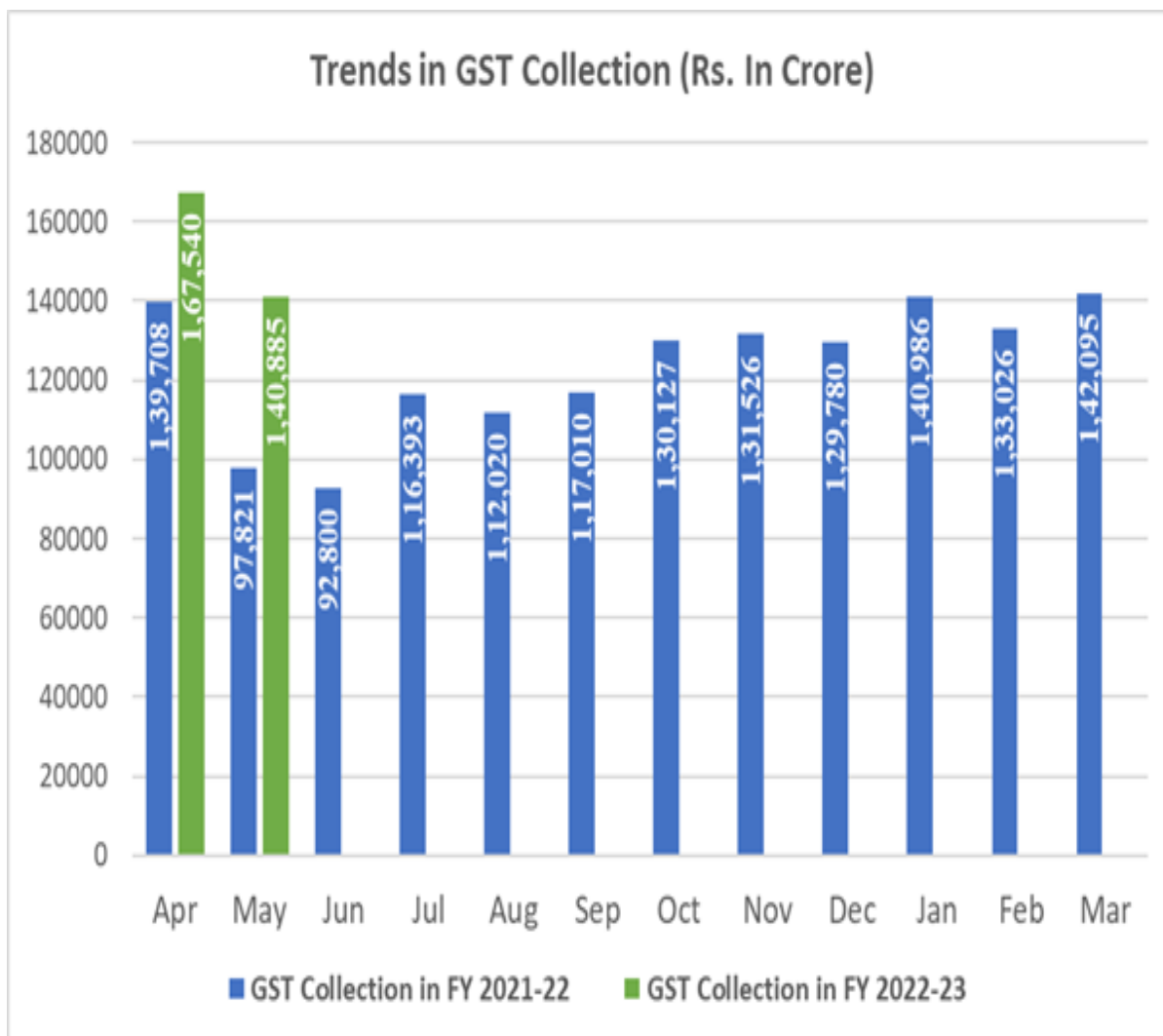
The government has settled ₹27,924 crore to CGST and ₹23,123 crore to SGST from IGST. The total revenue of Centre and the States in the month of May 2022 after regular settlement is ₹52,960 crore for CGST and ₹55,124 crore for the SGST. In addition, Centre has also released GST compensation of ₹86912 crores to States and UTs on 31.05.2022.

The revenues for the month of May 2022 are **44% higher** than the GST revenues in the same month last year of ₹97,821 crore. During the month, revenues from import of goods was 43% higher and the revenues from domestic transaction (including import of services) are 44% higher than the revenues from these sources during the same month last year.

This is only the fourth time the monthly GST collection crossed ₹1.40 lakh crore mark since inception of GST and third month at a stretch since March 2022. **The collection in the month of May, which pertains to the returns for April, the first month of the financial year, has always been lesser than that in April, which pertains to the returns for March, the closing of the financial year. However, it is encouraging to see that even in the month of May 2022, the gross GST revenues have crossed the ₹1.40 lakh crore mark.** Total number of e-way bills generated in the month of April 2022 was 7.4 crore, which is 4% lesser than 7.7 crore e-way bills generated in the month of March 2022.

The chart below shows trends in monthly gross GST revenues during the current year. The table shows the state-wise figures of GST collected in each State during the month of May 2022 as compared to May 2021.















State-wise growth of GST Revenues during May 2022¹¹

State	May-21	May-22	Growth
Jammu and Kashmir	232	372	60%
Himachal Pradesh	540	741	37%
Punjab	1,266	1,833	45%
Chandigarh	130	167	29%
Uttarakhand	893	1,309	46%
Haryana	4,663	6,663	43%
Delhi	2,771	4,112	48%



 Rajasthan	2,464	3,789	54%
 Uttar Pradesh	4,710	6,670	42%
 Bihar	849	1,178	39%
 Sikkim	250	279	12%
 Arunachal Pradesh	36	82	124%
Nagaland	29	49	67%
Manipur	22	47	120%
Mizoram	15	25	70%
Tripura	39	65	67%
Meghalaya	124	174	40%
Assam	770	1,062	38%
West Bengal	3,590	4,896	36%
Jharkhand	2,013	2,468	23%
Odisha	3,197	3,956	24%
Chattisgarh	2,026	2,627	30%
Madhya Pradesh	1,928	2,746	42%
Gujarat	6,382	9,321	46%
Daman and Diu	0	0	153%
Dadra and Nagar Haveli	228	300	31%



 Maharashtra	13,565	20,313	50%
 Karnataka	5,754	9,232	60%
 Goa	229	461	101%
 Lakshadweep	0	1	148%
 Kerala	1,147	2,064	80%
Tamil Nadu	5,592	7,910	41%
Puducherry	123	181	47%
Andaman and Nicobar Islands	48	24	-50%
Telangana	2,984	3,982	33%
Andhra Pradesh	2,074	3,047	47%
Ladakh	5	12	134%
Other Territory	121	185	52%
Center Jurisdiction	141	140	0%
Grand Total	70,951	1,02,485	44%

[1]Does not include GST on import of goods

RM/MV/KMN



(Release ID: 1830039) Visitor Counter : 6453



Read this release in: Malayalam , Urdu , Marathi , Hindi , Manipuri , Bengali , Punjabi , Gujarati , Odia , Tamil , Telugu ,
Kannada

