



CEX & ST ASSESSEE MIGRATION TO GSTN

Strategy For Migration Of CE & ST Assessee

- Provisional IDs would be issued only for PAN based registrations.
- Only one Provisional ID would be issued for multiple registrations where the combination of 'State' and 'PAN' is same .
- For CE registrations, the order of selection is 'XM', 'EM', 'XD', 'ED' and 'EI'
- For ST registrations, the order for Non-Centralized is 'ST' & 'SD'
- Only those ST registrations would be issued Provisional ID where the 'combination of State' and 'PAN' is not occurring in selected CE registrations.

Strategy For Migration Of CE & ST Assessee

- Since GST registration will be based on PAN and State, only one Provisional ID will be issued to a given PAN for a given state, irrespective of the number of registration on that PAN in that state. For Ex – PAN ‘XXXXXXIIIIIX’ has 10 CE registrations in the state ‘Maharashtra’ from ‘XXXXXXIIIIIXXM00I’ to ‘XXXXXXIIIIIXXM0I0’, in such cases only one Provisional ID will be issued to the registration ‘XXXXXXIIIIIXXM00I’ . In case the assessee wishes to enroll in GST for the other 9 registrations as well, the details regarding the other registrations (address of premise) may be included as ‘Additional Place of Business’ (same applies to ST registrations also).

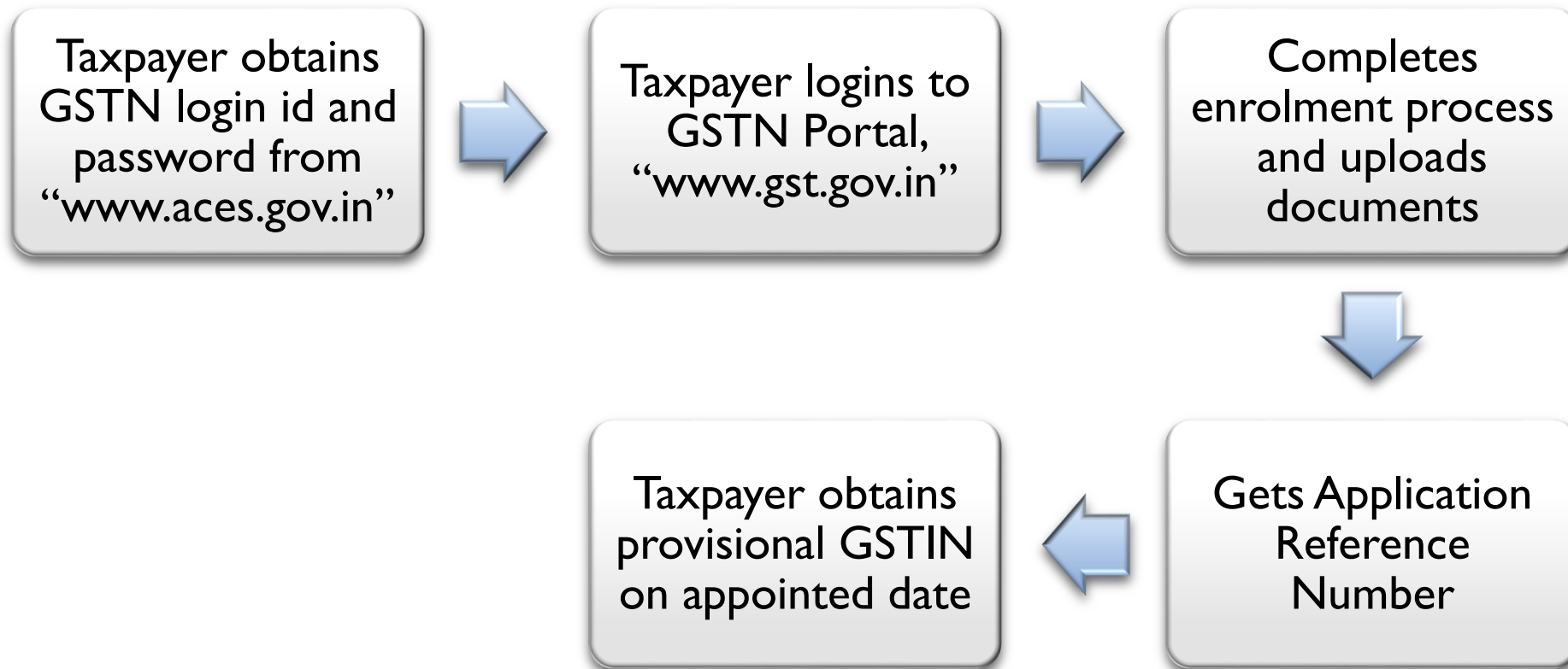
Strategy For Migration Of CE & ST Assessee

- Each CE registration contains 2 addresses – one for the Head Office and another for the Business Premise. For a given CE registration, if the ‘State’ for the ‘Head Office’ and ‘Business Premise’ is different, then the registration will be eligible for issuance of 2 provisional IDs whereas in case where the ‘State’ for ‘Head Office’ and ‘Business Premise’ is same, only one Provisional ID would be issued.

Strategy For Migration Of CE & ST Assessee

- Once the list of registrations in ST to be issued Provisional IDs is selected (including both Centralized and Non-Centralized), this would be checked with the list of registrations selected for Provisional IDs for CE. All ST registrations, where the combination of 'State' and 'PAN' is same as that used in any of the CE registrations already selected, would be removed from the list and would not be issued any Provisional ID.

GSTN Enrollment process



Update Email Id & Mobile No.



GOVERNMENT OF INDIA
CENTRAL BOARD OF EXCISE AND CUSTOMS
Ministry of Finance - Department of Revenue



CLI	DSR	EXP	PRA	REF	REG	RET	HELP
---------------------	---------------------	---------------------	---------------------	---------------------	---------------------	---------------------	----------------------

Central Excise Registration - Assessee's Home Logged in dgstest2015 [Sign Out](#)


To update email id and Mobile No.- [Click Here](#)

Please [Click Here](#) to view your Provisional ID and Password to access GSTN common portal.

"As per the draft provisions of Goods and Services Tax (GST) law to be implemented by 1st April 2017, every person registered under Central Excise/ Service Tax is provisionally provided GSTIN (Goods and Services Tax Identification Number) called as Provisional ID. Using this Provisional ID (User Login) and the provisional password, they are required further to login to the Common Portal of GST namely www.gst.gov.in maintained by GSTN and enroll themselves for regularizing their registration under GST."

ACES Application Processing Time : < 1 Second © Copyright Information 2007

For Updating Email & Mobile No.

 **GOVERNMENT OF INDIA** 
CENTRAL BOARD OF EXCISE AND CUSTOMS
Ministry of Finance - Department of Revenue

SDR PRA REF REG HELP RET REP
Service Tax Registration - Assessee's Home Logged in newrainbow [Sign Out](#)

Details of Assessee			
Mobile No.	9894056635		
E-mail Address	ramesh@nrainbow.in		
Update the Details			
Mobile No.	<input type="text"/>	<input type="text"/>	*
E-mail Address	<input type="text"/>	<input type="text"/>	*

Obtaining credentials for GSTN enrolment from ACES

GOVERNMENT OF INDIA
CENTRAL BOARD OF EXCISE AND CUSTOMS
Ministry of Finance - Department of Revenue

SDR PRA REF REG HELP RET REP
ACES - Home [Sign Out](#)

To update e [Click Here](#)

Please [Click Here](#) to view your Pro [to access GSTN common portal.](#)

"As per the draft provisions of Goods and Service registered under Central Excise/ Service Tax is (Number) called as Provisional ID. Using this Pr required further to login to the Common Portal themselves for regularizing their registration un

plemented by 1st April 2017, every person TIN (Goods and Services Tax Identification and the provisional password, they are gov.in maintained by GSTN and enroll

Complete Amend Registration
View Non Assessee
Amend Registration
View Last Amended ST1 Application Under Approval
View Registration History
View
Surrender
Withdraw ST1 Application
Sentback ST1 Application
Home
Change Password
Update Mobile No and Email id
GST login credential
CFC
Print Acknowledgement
Receipt

© Copyright Information 2007

Note on login credentials

- In some cases, your login credentials may have been shared through State VAT authorities.
- If you have completed the enrolment process using these credentials, you do not need to repeat the process
- In some cases, your ID and Password may still be awaited from GSTN.
- For assistance, contact CBEC MITRA


Toll Free

 **1800 1200 232**


Email

 **cbecmitra.helpdesk@icegate.gov.in**

Obtaining credentials for GSTN enrolment



GOVERNMENT OF INDIA
CENTRAL BOARD OF EXCISE AND CUSTOMS
Ministry of Finance - Department of Revenue



CLI DSR EXP PRA REF REG RET HELP



Central Excise GSTN Provisional Credentials Logged in dgstest2015 [Sign Out](#)

GST Provisional ID Credentials Details of the Assessee	
State	Andhra Pradesh
Provisional ID for GST	37ABYPAS969M1Z3
Provisional Password	nicepassword5
Next step	Use the above Id and Password to login to the GSTN Common Portal (gst.gov.in) to complete the enrollment procedure.

In case of any clarifications about the Provisional ID or Provisional Password ((including non-availability thereof) please contact CBEC Mitra Helpdesk: Toll Free: 1800 1200 232 :: email id:cbecmitra.helpdesk@icegate.gov.in

ACES Application Processing Time : < 1 Second © Copyright Information 2007

Provisional id already issued by VAT Authorities



 **GOVERNMENT OF INDIA** 
CENTRAL BOARD OF EXCISE AND CUSTOMS
Ministry of Finance - Department of Revenue

CLI DSR EXP PRA REF REG RET HELP
Central Excise GSTN Provisional Credentials Logged in vivinindus [Sign Out](#)

GST Provisional ID Credentials Details of the Assessee	
Central Excise Registration Number	AACFV6932EXM001
State	Tamil Nadu
Provisional ID for GST	33AACFV6932E1ZB
Provisional Password	a22a36bcc7
Next step	The above Id and Password have already been issued by the State government. When filling the enrollment form on the GSTN Common Portal (gst.gov.in), ensure that your Central Excise premises are also included.

In case of any clarifications about the Provisional ID or Provisional Password ((including non-availability thereof) please contact CBEC Mitra Helpdesk: Toll Free: 1800 1200 232 :: email id: cbecmitra.helpdesk@icegate.gov.in

Provisional credentials awaited

 **CENTRAL BOARD OF EXCISE AND CUSTOMS**
Ministry of Finance - Department of Revenue 

SDR PRA REF REG HELP RET REP
Service Tax GSTN Provisional Credentials Logged in newrainbow [Sign Out](#)

GST Provisional ID Credentials Details of the Assessee	
Service Tax Registration Number	AABCN9431EST001
Provisional ID for GST	awaited
Provisional Password	awaited
Next step	Your login ID and Password details are yet to be received from GSTN.

In case of any clarifications about the Provisional ID or Provisional Password ((including non-availability thereof) please contact CBEC Mitra Helpdesk: Toll Free: 1800 1200 232 :: email id: cbecmitra.helpdesk@icegate.gov.in



GSTN Enrollment process

Visit to GST portal - <https://www.gst.gov.in>

[Skip to Main Content](#) A+ A-



Goods and Services Tax

Get Ready for GST

Existing Taxpayers of VAT, Service Tax, Central Excise

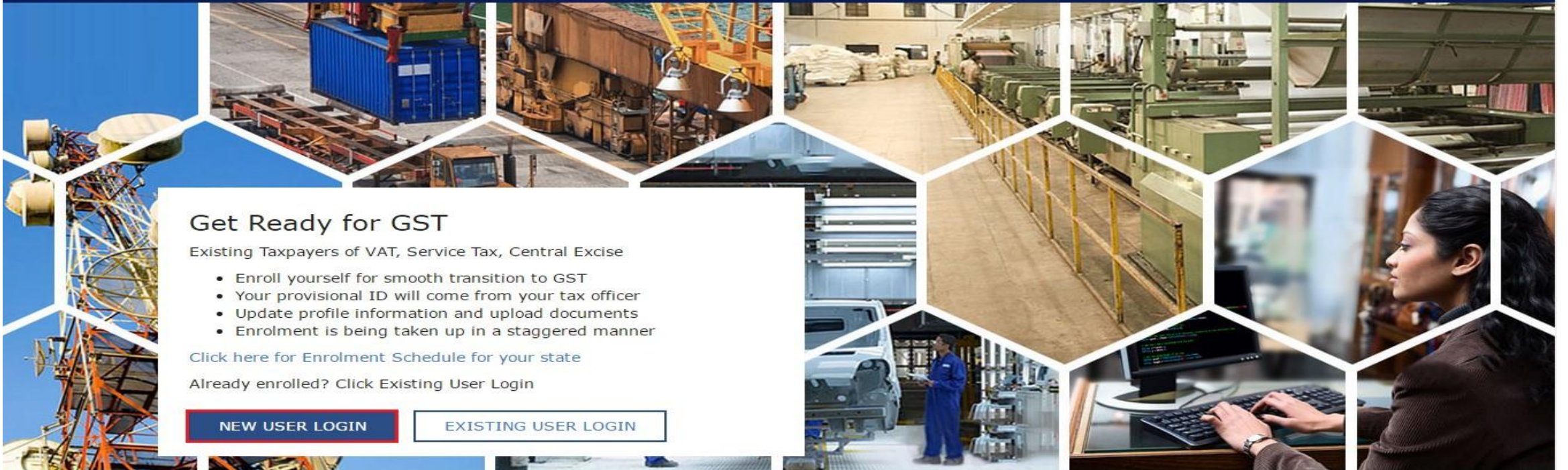
- Enroll yourself for smooth transition to GST
- Your provisional ID will come from your tax officer
- Update profile information and upload documents
- Enrolment is being taken up in a staggered manner

[Click here for Enrolment Schedule for your state](#)

Already enrolled? [Click Existing User Login](#)

[NEW USER LOGIN](#)

[EXISTING USER LOGIN](#)



Obtaining Credentials

Step 1: Registering as “New User Login”

[Skip to Main Content](#) A+ A-



Goods and Services Tax

Get Ready for GST

Existing Taxpayers of VAT, Service Tax, Central Excise

- Enroll yourself for smooth transition to GST
- Your provisional ID will come from your tax officer
- Update profile information and upload documents
- Enrolment is being taken up in a staggered manner

[Click here for Enrolment Schedule for your state](#)

Already enrolled? [Click Existing User Login](#)

[NEW USER LOGIN](#)

[EXISTING USER LOGIN](#)

Step 2: Agreeing to furnish information to GSTN

[Skip to Main Content](#) A+ A-



Goods and Services Tax

[Login](#)

[Home](#) > [Login](#)

GSTN has been assigned the task of collection of data of existing taxpayers as a step towards advance preparation for their smooth transition to GST. Existing Taxpayers can enrol themselves through provisionally provided GSTIN (Goods and Services Tax Identification Number) called as Provisional ID and update their business related details on the GST portal.

I agree to provide details as per the provisions of Proposed Model Goods and Services Tax Act (GST Act).

[CONTINUE](#)

Steps to complete Provisional Registration


- Step 1: Enter the Username and Password provided to you by your State VAT Authority
- Step 2: Enter Mobile Number and Email Address of the authorized signatory of the business entity All future correspondence from the GST portal will be sent on this registered Mobile Number and Email Address
- Step 3: Enter OTP sent on Mobile Number and Email Address provided by you
- Step 4: Enter information and upload scanned images as mentioned in provisional registration form

Please read the User Guide and FAQ (links available in the footer) before proceeding ahead.

In case of any queries please contact our Help Desk Number or Email Address mentioned in the footer.

Step 3: Enter provisional ID and password received from ACES

Skip to Main Content A+ A-

 Goods and Services Tax Login

Home > Login



Login

• Indicates Mandatory Fields

Provisional ID (as provided by Tax Authority) •

Password (as provided by Tax Authority) •

Type the characters you see in the image below •


LOGIN

First time login: Please contact your VAT Department to get your Provisional ID and Password, if not received or lost.

Existing User: If you have already created your Username and Password, click [here](#) to login.

Step 4: Registration Email id & Mobile number for GSTN

Skip to Main Content A+ A-

 Goods and Services Tax [Login](#)

[Home](#) > Create Username

Provisional ID Verification **2** OTP Verification New Credentials Security Questions

Kindly provide the below information to proceed

• Indicates Mandatory Fields

i Please enter Mobile Number and Email Address of Authorised Signatory. All future correspondences from the GST portal will be sent on this registered Mobile Number and Email Address only. Changes to this will be non-editable till **01/04/2017**


Email Address •

Mobile Number •

CONTINUE

Step 5: Verification of Email & Mobile number using OTP

Skip to Main Content A+ A-

 Goods and Services Tax [Login](#)

Home > Create Username

Provisional ID Verification **2** OTP Verification New Credentials Security Questions

OTP Verification

• Indicates Mandatory Fields

Please enter the OTPs sent to your Email Address **umesh@gmail.com** and Mobile Number **9986863270**

Email OTP •

Mobile OTP •


CONTINUE RESEND OTP

Note on OTP

- All future correspondence from the GST Common Portal will be sent on the registered e-mail address and mobile number only.
- Both the e-mail address and mobile number need to be verified using the OTPs.
- During verification, two separate OTPs will be sent. One OTP is sent on e-mail address and another OPT is sent on mobile number.
- Enter the OTP that you received on your e-mail address in the Email OTP field.
- Enter the OTP received on your mobile number in the Mobile OTP field.

Step 6: Creation of username and password for GSTN login

Skip to Main Content A+ A-

 **Goods and Services Tax** [Login](#)

Home > Create Username

Provisional ID Verification OTP Verification **New Credentials** Security Questions

Kindly provide the below information to proceed

New Username * • Indicates Mandatory Fields

ⓘ You are required to choose a New Username. Username should be of 8 to 15 characters, which should start with an alphabet, should comprise of alphabets and can contain numbers, special character (dot (.), underscore (_) or hyphen (-))

New Password *

ⓘ Password should be of 8 to 15 characters, should comprise of at least one alphabet, one number, once upper case letter, one lower case letter and one special character

Re-confirm Password *

- Lower Case
- Number
- Upper Case
- Symbol
- Min Length
- Valid Password

Step 7: Security questions to Reset password

Skip to Main Content A+ A-

 Goods and Services Tax [Login](#)

[Home](#) > [Create Username](#)

Provisional ID Verification ✓ OTP Verification ✓ New Credentials ✓ Security Questions 4


Security Questions (To enable you to retrieve your password in case you forget it)

• Indicates Mandatory Fields

1. What is the date of birth of Proprietor (in case of Proprietorship) / Year of commencement of Business (Others)? •
2. What is your mother's name (in case of Proprietorship) / mother's name of Primary Authorized Signatory? •
3. Name your main commodity / service •
4. Name of the first employee •
5. Personal Mobile Number of Proprietor / Authorized Signatory •

Successful creation of user id and password for GSTN

Skip to Main Content



Goods and Services Tax

Home > Login

✔ Username and password have been successfully created. Kindly ✕
login using these credentials



GSTN ENROLLMENT

Filling the form GST-REG-20

GSTN Enrollment Prerequisite

- 1) Mandatory Data and
- 2) Mandatory Documents
- 3) DSC (If Corporate or LLP)

Data and documents required for enrolment


Details	Documents required	File format and Size for uploading
Business Detail	<ol style="list-style-type: none">1. Registration certificate2. Partnership deed (if applicable)	PDF/JPEG(1MB)
Promoters/Partners	Photograph (for each)	JPEG(100KB)
Authorized Signatory	<ol style="list-style-type: none">1.Proof of appointment2.Photo	PDF/JPEG(1MB) JPEG(100KB)
Principal / Additional Places Of Business	Address proof (for each)	PDF/JPEG(1MB)
Bank Accounts	Statement/First page (for each)	PDF/JPEG(1MB)

Who can sign using DSC/e-sign/EVC?

SI No	Constitution	Who can sign
1	Proprietor	Proprietor
2	Partnership	Managing partner
3	HUF	Karta
4	Company/LLP	Authorized Signatories , duly authorized by the Board of the Company/LLP
5	Trust registration	Managing trustee
6	Association of persons	
7	Club, Society	Authorized Signatories , duly authorized by the management committee
8	Local authority	Authorized Signatories
9	Statutory Body	Authorized Signatories
10	Government department	Authorized Signatories

Login using your newly created ID and password

Skip to Main Content A+ A-

 Goods and Services Tax Login

Home > Login

✔ Username and password have been successfully created. Kindly login using these credentials ✕

Login

• Indicates Mandatory Fields

Username •

Password •

LOGIN

[Forgot Username](#) [Forgot Password](#)

First time login: If you are logging in for the first time, click [here](#) to login

Filing the form GST-REG-20-application for enrolment of existing taxpayer

In
GSTN
portal the
form needs
to filled
under
various tab:

Business Details

Promoters / Partners

Authorized Signatory

Principal Place of Business

Additional Place of Business


Goods & Services

Bank Accounts

Verification

Business details (1/2)

Skip to Main Content A+ A-



Goods and Services Tax

BALASUBRAMANIAM SA

Dashboard ▾ Help ▾

Dashboard ▣ Enrolment ▣ Business Details

Application Type	Provisional ID	Last Modified	Profile
Enrolment	33BFEPS7655P1ZN	24/01/2017	100%

Business Details Promoters / Partners Authorized Signatory Principal Place of Business Additional Place of Business Goods & Services Bank Accounts Verification

□ indicates mandatory fields

Details of your Business

Legal Name of Business (as per PAN)	Legal Name of Business (as per current tax Act)	PAN of the Business
BALASUBRAMANIAM SATHISHKUMAR	BALASUBRAMANIAM SATHISHKUMAR	BFEPS7655P
Trade Name	Constitution of Business □	

Business details 2/2

Please indicate existing registration under VAT/Central Excise/Service Tax/Luxury Tax/Entertainment Tax etc. as applicable

Type	Registration No	Date of Registration	Actions
Central Sales Tax Registration Number	33902002792	09/03/2010	<input type="checkbox"/> EDIT <input type="checkbox"/> DELETE
TIN under Value Added Tax	33902002792	09/03/2010	<input type="checkbox"/> EDIT <input type="checkbox"/> DELETE

Registration Type:
Registration No.:
Date of Registration:

If others, please specify

Document Upload



Registration Certificate

Promoters / Partners (1/2)

Business Details	Promoters / Partners	Authorized Signatory	Principal Place of Business	Additional Place of Business	Goods & Services	Bank Accounts	Verification														
<p>Details of Proprietor ⚠ indicates mandatory fields</p> <p>Personal Information</p> <table><tr><td>First Name ⚠</td><td>Middle Name</td><td>Last Name</td></tr><tr><td>BALASUBRAMANIAM</td><td>Enter the Middle Name</td><td>SATHISHKUMAR</td></tr></table> <p>Name of Father/Husband</p> <table><tr><td>First Name ⚠</td><td>Middle Name</td><td>Last Name</td></tr><tr><td>BALASUBRAMANIAM</td><td>Enter the Middle Name</td><td>Enter the Last Name</td></tr></table> <p>Date of Birth ⚠</p>								First Name ⚠	Middle Name	Last Name	BALASUBRAMANIAM	Enter the Middle Name	SATHISHKUMAR	First Name ⚠	Middle Name	Last Name	BALASUBRAMANIAM	Enter the Middle Name	Enter the Last Name	Mobile Number ⚠	Email Address ⚠
First Name ⚠	Middle Name	Last Name																			
BALASUBRAMANIAM	Enter the Middle Name	SATHISHKUMAR																			
First Name ⚠	Middle Name	Last Name																			
BALASUBRAMANIAM	Enter the Middle Name	Enter the Last Name																			
03/12/1965	+91 8675626685	sathiess03121965@gmail.com																			

Gender ⚠

Male Female Others

Telephone Number (with STD Code)

STD	Enter Telephone Number
-----	------------------------

Identity Information

Designation ⚠	Permanent Account Number (PAN) ⚠
PROPRIETOR	BFEPS7655P

Are you a citizen of india?

Yes No

Passport Number

Enter the Passport Number

Aadhaar Number

542350391927

If you provide your Aadhaar here, (other than companies / LLP) you can sign your returns etc. using e-Sign based on Aadhaar without requirement of Digital Signature

Promoters / Partners (1/2)

Residential Address in India

Building No. / Flat No.

1 A

Name of the Premise / Building

Enter Premise / Building

Floor No.

Enter Floor No.

Road / Street

SOWDAMBIGA NAGAR, ANGAPPA SCHOOL

Locality / Village

KOUNDAMPALAYAM ROAD, EDAYARPALAY

State

Tamil Nadu

District

Coimbatore

PIN Code

641025

Document Upload



Photograph

DELETE

Other Information

Also authorized Signatory

Yes

Authorized Signatory (1/3)

Business Details	Promoters / Partners	Authorized Signatory	Principal Place of Business	Additional Place of Business	Goods & Services	Bank Accounts	Verification
📌 indicates mandatory fields							
Authorized Signatory							
<input checked="" type="checkbox"/> Primary Authorized Signatory							
Personal Information							
First Name 📌 BALASUBRAMANIAM			Middle Name Enter the Middle Name		Last Name SATHISHKUMAR		
Name of Father/Husband							
First Name 📌 BALASUBRAMANIAM			Middle Name Enter the Middle Name		Last Name Enter the Last Name		
Date of Birth 📌 03/12/1965 📅			Mobile Number 📌 +91 8675626685		Email Address 📌 sathiess03121965@gmail.com		
Gender 📌 <input checked="" type="radio"/> Male <input type="radio"/> Female <input type="radio"/> Others			Telephone Number (with STD Code)				
			STD		Enter Telephone Number		

Authorized Signatory (2/3)

Identity Information

Designation

PROPRIETOR

Permanent Account Number (PAN)

BFEPS7655P

Are you a citizen of india?

Yes

Passport Number

Enter the Passport Number

Aadhaar Number

542350391927

If you provide your Aadhaar here, (other than companies / LLP) you can sign your returns etc. using e-Sign based on Aadhaar without requirement of Digital Signature

Declaration

I on behalf of the holder of Aadhaar number give consent to "Goods and Services Tax Network" to obtain my details from UIDAI for the purpose of authentication. "Goods and Services Tax Network" has informed me that identity information would only be used for validating identity of the Aadhaar holder and will be shared with Central Identities Data Repository only for the purpose of authentication.

Residential Address in India

Building No. / Flat No.

1 A

Name of the Premise / Building

Enter Premise / Building

Floor No.

Enter Floor No.

Road / Street

SOWDAMBIGA NAGAR, ANGAPPA SCHOO

Locality / Village

KOUNDAMPALAYAM ROAD, EDAYARPALAY

State

Tamil Nadu

District

Coimbatore

PIN Code

641025

Authorized Signatory (3/3)

Document Upload



Photograph

DELETE

Proof of Authorized Signatory is not required for proprietor who is also an authorized signatory.

Proof of appointment of Authorized Signatory =

Select

 File with PDF or JPEG format is only allowed.

 Maximum file size for upload is 1 MB

No file selected.

BACK

SHOW LIST

ADD NEW

SAVE & CONTINUE

Principal Place of Business (1/3)

Business Details	Promoters / Partners	Authorized Signatory	Principal Place of Business	Additional Place of Business	Goods & Services	Bank Accounts	Verification
<input type="checkbox"/> indicates mandatory fields							
Details of Principal Place of Business							
Address							
Building No. / Flat No. <input type="checkbox"/>		Name of the Premise / Building		Floor No.			
<input type="text" value="1"/>		<input type="text" value="NA"/>		<input type="text" value="Enter Floor No."/>			
Road / Street <input type="checkbox"/>		Locality / Village <input type="checkbox"/>					
<input type="text" value="SOWDAMBIKA NAGAR, ANGAPPA SCHOOL"/>		<input type="text" value="KOUNDAMPALAYAM ROAD, EDAYARPALAY."/>					
State <input type="checkbox"/>		District <input type="checkbox"/>		PIN Code <input type="checkbox"/>			
<input type="text" value="Tamil Nadu"/>		<input type="text" value="Coimbatore"/>		<input type="text" value="641025"/>			

Principal Place of Business (2/3)

Contact Information

Office Email Address

SATHIESS03121965@GMAIL.COM

Office Telephone Number (with STD Code)

STD

Enter Telephone Number

Mobile Number

+91

8675626685

Office FAX Number (with STD Code)

STD

Enter Fax Number

Nature of possession of premises

Please select

Own

Document Upload



Municipal Khata Copy

Principal Place of Business (3/3)

Nature of business activities being carried out (You may select more than one) 

- | | | |
|--|--|---|
| <input type="checkbox"/> Bonded Warehouse | <input type="checkbox"/> EOU / STP / EHTP | <input checked="" type="checkbox"/> Factory / Manufacturing |
| <input type="checkbox"/> Input Service Distributor (ISD) | <input type="checkbox"/> Leasing Business | <input checked="" type="checkbox"/> Office / Sale Office |
| <input type="checkbox"/> Retail Business | <input type="checkbox"/> Service Provision | <input type="checkbox"/> Service Recipient |
| <input type="checkbox"/> SEZ | <input type="checkbox"/> Warehouse / Depot | <input type="checkbox"/> Wholesale Business |
| <input type="checkbox"/> Works Contract | <input type="checkbox"/> Others | |

Other Information

Have Additional Place of Business



BACK

SAVE & CONTINUE

Additional Place of Business

Business Details	Promoters / Partners	Authorized Signatory	Principal Place of Business	Additional Place of Business	Goods & Services	Bank Accounts	Verification
------------------	----------------------	----------------------	-----------------------------	------------------------------	------------------	---------------	--------------

Details of Additional Places of your Business

No Records Added

BACK

ADD NEW

CONTINUE

Goods & Services

Business Details

Promoters /
Partners

Authorized
Signatory

Principal Place of
Business

Additional Place of
Business

Goods & Services

Bank Accounts

Verification

Goods

Services

Details of Goods / Commodities supplied by the business


Please specify top 5 goods / commodities supplied by you

#If you want to add another commodity then please click on 'x' icon to enter a new commodity.

Search HSN Chapter by Name or Code

Search HSN Code

List of Goods

SI No	HSN Code	Description of Goods	Action
1	84851000	MACHINERY PARTS, NOT CONTAINING ELECTRICAL CONNECTORS, INSULATORS, COILS, CONTACTS OR OTHER ELECTRICAL FEATURES, NOT SPECIFIED OR INCLUDED ELSEWHERE IN THIS CHAPTER SHIPR OR BOATR PROPELLERS AND BLADES THEREFOR	 DELETE

BACK

SAVE & CONTINUE

Bank Accounts

Business Details	Promoters / Partners	Authorized Signatory	Principal Place of Business	Additional Place of Business	Goods & Services	Bank Accounts	Verification
------------------	----------------------	----------------------	-----------------------------	------------------------------	------------------	---------------	--------------

■ indicates mandatory fields


Bank Accounts Maintained By the Applicant for Conducting Business

Account Number ■	Type of Account ■
<input type="text" value="239411100001088"/>	<input type="text" value="Current"/>

Enter Bank IFSC Code ■	<input type="text" value="ANDB0002394"/>	<input type="button" value="GET ADDRESS"/>	<input type="checkbox"/> Don't know your IFSC Code? Click here to find your bank
---	--	--	---

Bank Name	Bank Address
<input type="text" value="ANDHRA BANK"/>	<input type="text" value="NO 54-B SHIVAJI COLONY,THADAGAM ROAD,KOVILMEDU,COIMBATORE,641025,TN"/>

Document Upload

 First page of Pass Book	<input type="button" value="DELETE"/>
--	---------------------------------------

<input type="button" value="BACK"/>	<input type="button" value="SHOW LIST"/>	<input type="button" value="ADD NEW"/>	<input type="button" value="SAVE & CONTINUE"/>
-------------------------------------	--	--	--

Verification

Business Details	Promoters / Partners	Authorized Signatory	Principal Place of Business	Additional Place of Business	Goods & Services	Bank Accounts	Verification
------------------	----------------------	----------------------	-----------------------------	------------------------------	------------------	---------------	--------------

□ indicates mandatory fields

Verification

I hereby solemnly affirm and declare that the information given herein above is true and correct to the best of my knowledge and belief and nothing has been concealed therefrom.

Authorized Signatory □
BALASUBRAMANIAM SATHISHKUMAR[BFEPS7655P]

Place □
COIMBATORE

Designation
PROPRIETOR
PROPRIETOR

Date □
24/01/2017

*Submit now without signature and sign the application later

Please note

- At present the form can be filed without Digital Signature and e-sign.
- At the time of issue of Provisional id to Companies and LLPs, form has to be digitally signed. In other cases, form may be submitted through e-signature (OTP).

Successful submission-Acknowledgement



The screenshot shows a web application interface with a dark blue header. On the left, there are two menu items: 'Dashboard' (highlighted in teal) and 'Help'. Below the header, a breadcrumb trail reads 'Dashboard > Enrolment > Acknowledgement'. The main content area displays a green checkmark icon followed by the word 'SUCCESS' in bold. Below this, the text reads: 'Thank you for submission.' and 'System will verify / validate the information submitted after which acknowledgement will be sent in next 15 minutes'.

Dashboard ▾ Help ▾

Dashboard > Enrolment > Acknowledgement

✔ SUCCESS
Thank you for submission.
System will verify / validate the information submitted after which acknowledgement will be sent in next 15 minutes

GSTN help

- For any assistance with GSTN Common Portal, contact GSTN helpdesk:
 - 0124-4688999
 - helpdesk@gst.gov.in
 - <http://tutorial.gst.gov.in>



Thank You